

# Turnpike 43 - Mon/Fayette Expressway PA / WV State Line to Uniontown

## CASH & E-ZPASS RATES

### M5 Mainline Toll Plaza

#### Cash

2 axle	3 axle	4 axle	5 axle	6 axle
2.50	4.40	6.50	8.40	10.50

#### E-ZPass

2 axle	3 axle	4 axle	5 axle	6 axle
1.50	3.00	4.50	5.90	7.40

### M8

Big Six Road  
Ramp No Toll

### M4 Ramp/Toll Plaza

Toll paid at Entry Southbound  
and Exit Northbound

#### Cash

2 axle	3 axle	4 axle	5 axle	6 axle
1.80	3.00	4.40	5.80	7.10

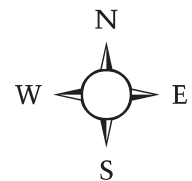
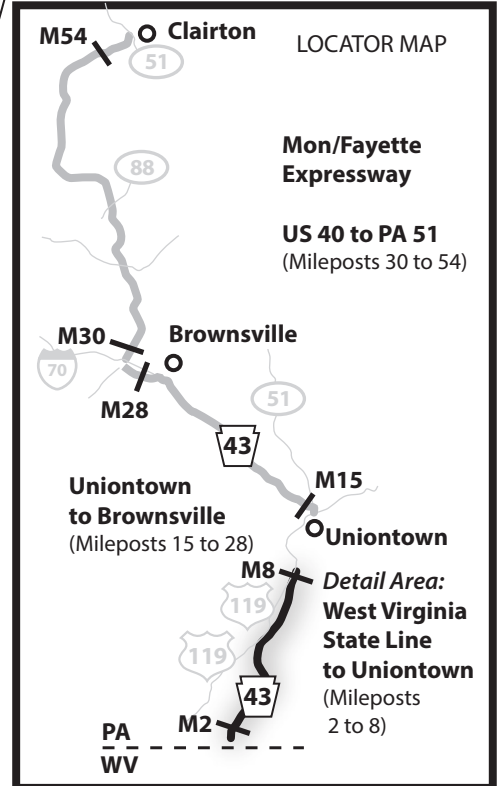
#### E-ZPass

2 axle	3 axle	4 axle	5 axle	6 axle
1.10	2.10	3.00	4.00	4.90

### M2

Gans Road  
Ramp No Toll

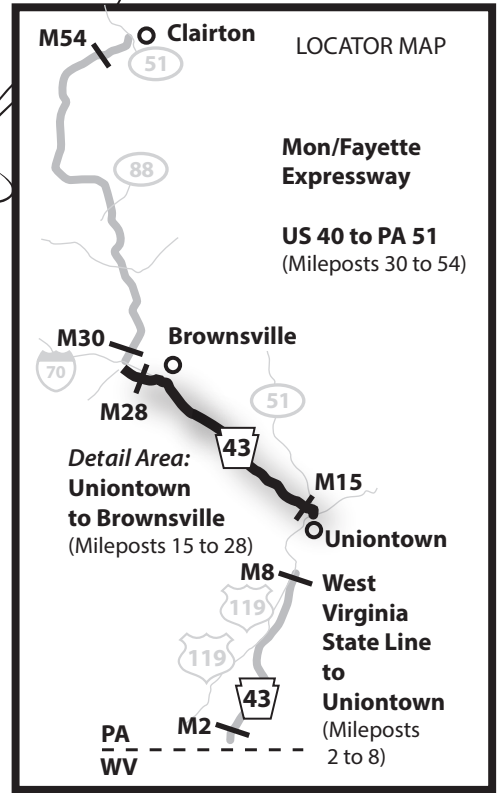
**PENNSYLVANIA**  
-----  
**WEST VIRGINIA**



- Ramp No Toll
- Mainline Toll Plaza
- Ramp/Toll Plaza

# Turnpike 43 - Mon/Fayette Expressway Uniontown to Brownsville

## CASH & E-ZPASS RATES



**M26 Ramp/Toll Plaza - Bull Run Rd.**  
Toll paid at Entry Northbound and Exit Southbound

Cash					
2 axle	3 axle	4 axle	5 axle	6 axle	
1.80	3.00	4.40	5.80	7.10	

E-ZPass					
2 axle	3 axle	4 axle	5 axle	6 axle	
1.10	2.10	3.00	4.00	4.90	

**M22 Ramp/Toll Plaza**  
Redstone Way  
Toll paid at Entry Northbound and Exit Southbound

Cash					
2 axle	3 axle	4 axle	5 axle	6 axle	
1.80	3.00	4.40	5.80	7.10	

E-ZPass					
2 axle	3 axle	4 axle	5 axle	6 axle	
1.10	2.10	3.00	4.00	4.90	

**M18 Ramp/Toll Plaza**  
Searights Road  
Toll paid at Entry Southbound and Exit Northbound

Cash					
2 axle	3 axle	4 axle	5 axle	6 axle	
1.80	3.00	4.40	5.80	7.10	

E-ZPass					
2 axle	3 axle	4 axle	5 axle	6 axle	
1.10	2.10	3.00	4.00	4.90	

**To M30**  
U.S. Route 40

**M28**  
PA Route 88  
Ramp No Toll

**M19 Mainline Toll Plaza**

Cash					
2 axle	3 axle	4 axle	5 axle	6 axle	
3.00	5.80	8.40	11.20	13.80	

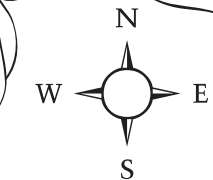
E-ZPass					
2 axle	3 axle	4 axle	5 axle	6 axle	
2.10	4.00	5.90	7.90	9.80	

**M15 Ramp/Toll Plaza**  
Old Pitt Road  
Toll paid at Entry Southbound and Exit Northbound

Cash					
2 axle	3 axle	4 axle	5 axle	6 axle	
1.80	3.00	4.40	5.80	7.10	

E-ZPass					
2 axle	3 axle	4 axle	5 axle	6 axle	
1.10	2.10	3.00	4.00	4.90	

- Ramp No Toll
- Mainline Toll Plaza
- Ramp/Toll Plaza



# Mon/Fayette Expressway - US 40 to PA 51

## CASH & E-ZPASS Rates

### M48 Finleyville Ramp/Toll Plaza

Toll paid at Entry Southbound and Exit Northbound

#### Cash

2 axle	3 axle	4 axle	5 axle	6 axle
1.80	3.00	4.40	5.80	7.10

#### E-ZPass

2 axle	3 axle	4 axle	5 axle	6 axle
1.10	2.10	3.00	4.00	4.90

### M54

PA Route 51 Jefferson Hills Ramp No Toll

### M52 Mainline Toll Plaza

#### Cash

2 axle	3 axle	4 axle	5 axle	6 axle
3.00	5.80	8.40	11.20	13.80

#### E-ZPass

2 axle	3 axle	4 axle	5 axle	6 axle
2.10	4.00	5.90	7.90	9.80

### M44 PA Route 136 New Eagle Ramp/Toll Plaza

Toll paid at Entry Southbound and Exit Northbound

#### Cash

2 axle	3 axle	4 axle	5 axle	6 axle
1.80	3.00	4.40	5.80	7.10

#### E-ZPass

2 axle	3 axle	4 axle	5 axle	6 axle
1.10	2.10	3.00	4.00	4.90

### M36 I-70 Ramp No Toll

West: I-70 to Washington, PA  
East: I-70 to New Stanton

### M35 Mainline Toll Plaza

#### Cash

2 axle	3 axle	4 axle	5 axle	6 axle
2.50	4.40	6.50	8.40	10.50

#### E-ZPass

2 axle	3 axle	4 axle	5 axle	6 axle
1.50	3.00	4.50	5.90	7.40

### M39 Charleroi/Donora Ramp/Toll Plaza

Toll paid at Entry Southbound and Exit Northbound

#### Cash

2 axle	3 axle	4 axle	5 axle	6 axle
1.80	3.00	4.40	5.80	7.10

#### E-ZPass

2 axle	3 axle	4 axle	5 axle	6 axle
1.10	2.10	3.00	4.00	4.90

### M34 Elco Ramp No Toll

S.R. 2033 to PA Route 88 and Elco


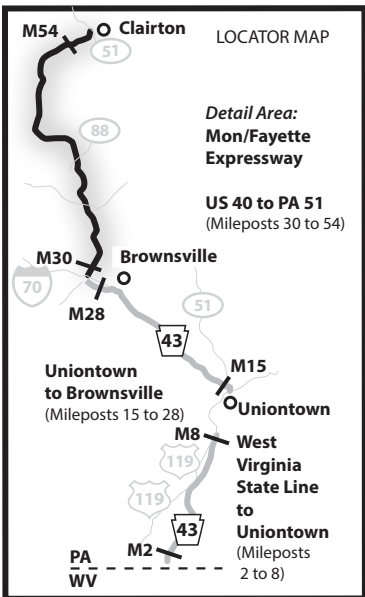
### M32 California Ramp No Toll

S.R. 2073 to California

### M30 U.S. 40 Ramp No Toll

East: U.S. 40 to Uniontown  
West: U.S. 40 to Washington, PA  
South: PA Route 88 to Fredericktown

To M28  
PA Route 88



- Ramp No Toll
- Mainline Toll Plaza
- Ramp/Toll Plaza