

Turnpike 43 - Mon/Fayette Expressway PA / WV State Line to Uniontown

CASH & E-ZPASS RATES

M5 Mainline Toll Plaza

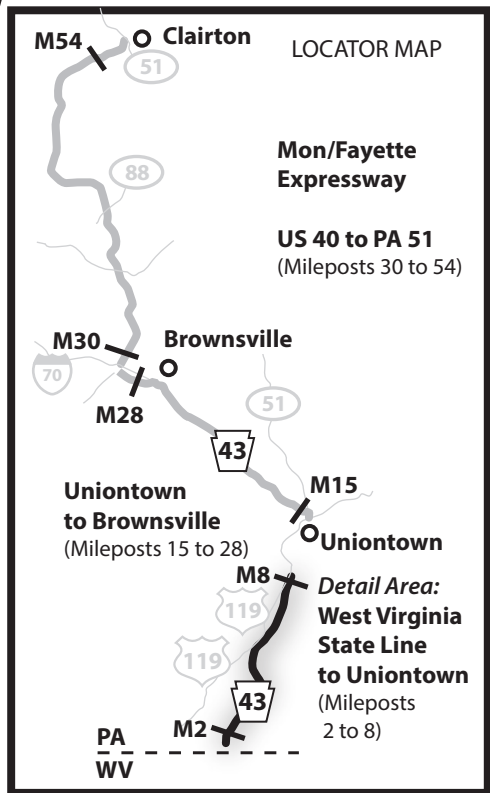
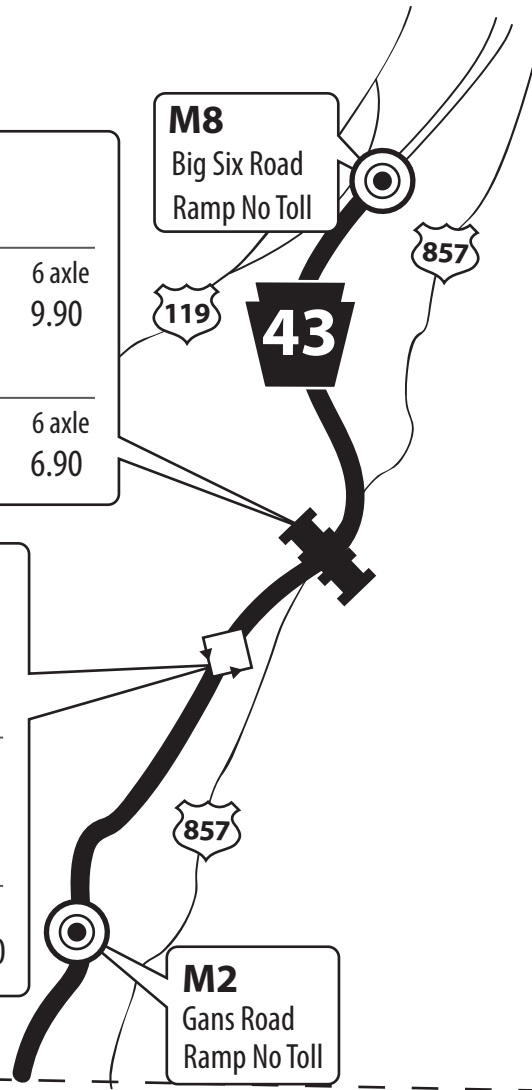
Cash					
2 axle	3 axle	4 axle	5 axle	6 axle	
2.30	4.10	6.10	7.90	9.90	

E-ZPass					
2 axle	3 axle	4 axle	5 axle	6 axle	
1.40	2.80	4.20	5.50	6.90	


M4 Ramp/Toll Plaza
Toll paid at Entry Southbound and Exit Northbound

Cash					
2 axle	3 axle	4 axle	5 axle	6 axle	
1.70	2.80	4.10	5.40	6.70	

E-ZPass					
2 axle	3 axle	4 axle	5 axle	6 axle	
1.00	1.90	2.80	3.70	4.60	



PENNSYLVANIA
WEST VIRGINIA



- Ramp No Toll
- Mainline Toll Plaza
- Ramp/Toll Plaza

Turnpike 43 - Mon/Fayette Expressway Uniontown to Brownsville

CASH & E-ZPASS RATES

M26 Ramp/Toll Plaza - Bull Run Rd.
Toll paid at Entry Northbound
and Exit Southbound

Cash					
2 axle	3 axle	4 axle	5 axle	6 axle	
1.70	2.80	4.10	5.40	6.70	
E-ZPass					
2 axle	3 axle	4 axle	5 axle	6 axle	
1.00	1.90	2.80	3.70	4.60	

M22 Ramp/Toll Plaza
Redstone Way
Toll paid at Entry Northbound
and Exit Southbound

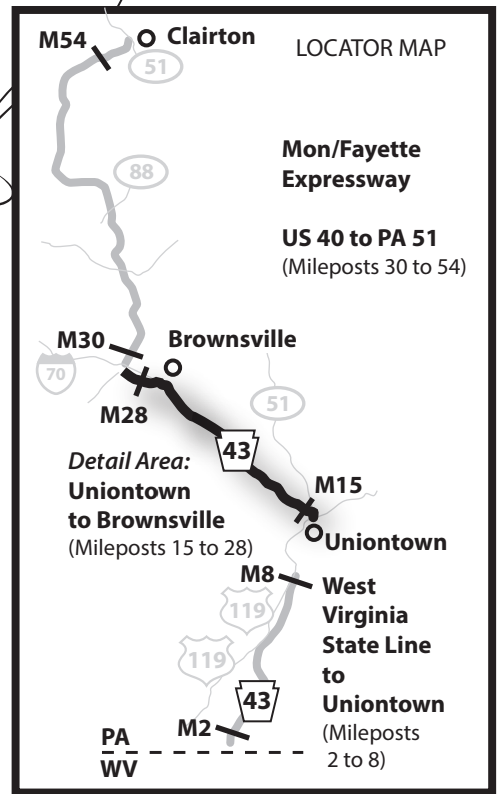
Cash					
2 axle	3 axle	4 axle	5 axle	6 axle	
1.70	2.80	4.10	5.40	6.70	
E-ZPass					
2 axle	3 axle	4 axle	5 axle	6 axle	
1.00	1.90	2.80	3.70	4.60	

M18 Ramp/Toll Plaza
Searights Road
Toll paid at Entry Southbound
and Exit Northbound

Cash					
2 axle	3 axle	4 axle	5 axle	6 axle	
1.70	2.80	4.10	5.40	6.70	
E-ZPass					
2 axle	3 axle	4 axle	5 axle	6 axle	
1.00	1.90	2.80	3.70	4.60	

To **M30**
U.S. Route 40

M28
PA Route 88
Ramp No Toll



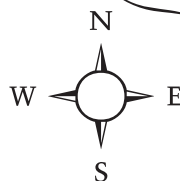
M19 Mainline Toll Plaza

Cash					
2 axle	3 axle	4 axle	5 axle	6 axle	
2.80	5.40	7.90	10.50	13.00	
E-ZPass					
2 axle	3 axle	4 axle	5 axle	6 axle	
1.90	3.70	5.50	7.40	9.20	

M15 Ramp/Toll Plaza
Old Pitt Road
Toll paid at Entry Southbound
and Exit Northbound

Cash					
2 axle	3 axle	4 axle	5 axle	6 axle	
1.70	2.80	4.10	5.40	6.70	
E-ZPass					
2 axle	3 axle	4 axle	5 axle	6 axle	
1.00	1.90	2.80	3.70	4.60	

- Ramp No Toll
- Mainline Toll Plaza
- Ramp/Toll Plaza



Mon/Fayette Expressway - US 40 to PA 51

CASH & E-ZPASS Rates

M48 Finleyville Ramp/Toll Plaza

Toll paid at Entry Southbound and Exit Northbound

Cash

2 axle	3 axle	4 axle	5 axle	6 axle
1.70	2.80	4.10	5.40	6.70

E-ZPass

2 axle	3 axle	4 axle	5 axle	6 axle
1.00	1.90	2.80	3.70	4.60

M44 PA Route 136 New Eagle Ramp/Toll Plaza

Toll paid at Entry Southbound and Exit Northbound

Cash

2 axle	3 axle	4 axle	5 axle	6 axle
1.70	2.80	4.10	5.40	6.70

E-ZPass

2 axle	3 axle	4 axle	5 axle	6 axle
1.00	1.90	2.80	3.70	4.60

M54

PA Route 51 Jefferson Hills Ramp No Toll

M52 Mainline Toll Plaza

Cash

2 axle	3 axle	4 axle	5 axle	6 axle
2.80	5.40	7.90	10.50	13.00

E-ZPass

2 axle	3 axle	4 axle	5 axle	6 axle
1.90	3.70	5.50	7.40	9.20

M36 I-70

Ramp No Toll
West: I-70 to Washington, PA
East: I-70 to New Stanton

M35 Mainline Toll Plaza

Cash

2 axle	3 axle	4 axle	5 axle	6 axle
2.30	4.10	6.10	7.90	9.90

E-ZPass

2 axle	3 axle	4 axle	5 axle	6 axle
1.40	2.80	4.20	5.50	6.90

M39 Charleroi/Donora Ramp/Toll Plaza

Toll paid at Entry Southbound and Exit Northbound

Cash

2 axle	3 axle	4 axle	5 axle	6 axle
1.70	2.80	4.10	5.40	6.70

E-ZPass

2 axle	3 axle	4 axle	5 axle	6 axle
1.00	1.90	2.80	3.70	4.60

M34 Elco

Ramp No Toll
S.R. 2033 to PA Route 88 and Elco


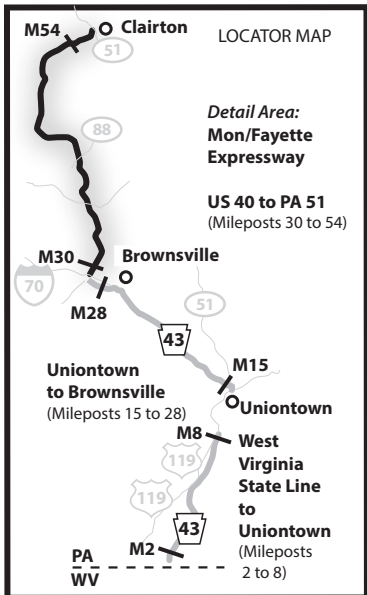
M32 California

Ramp No Toll
S.R. 2073 to California

M30 U.S. 40

Ramp No Toll
East: U.S. 40 to Uniontown
West: U.S. 40 to Washington, PA
South: PA Route 88 to Fredericktown

To M28
PA Route 88



- Ramp No Toll
- Mainline Toll Plaza
- Ramp/Toll Plaza