

# Turnpike 43 - Mon/Fayette Expressway PA / WV State Line to Uniontown

## CASH & E-ZPASS RATES

### M5 Mainline Toll Plaza

#### Cash

2 axle	3 axle	4 axle	5 axle	6 axle
2.10	3.85	5.70	7.45	9.25

#### E-ZPass

2 axle	3 axle	4 axle	5 axle	6 axle
1.30	2.60	3.89	5.18	6.48

### M4 Ramp/Toll Plaza

Toll paid at Entry Southbound  
and Exit Northbound

#### Cash

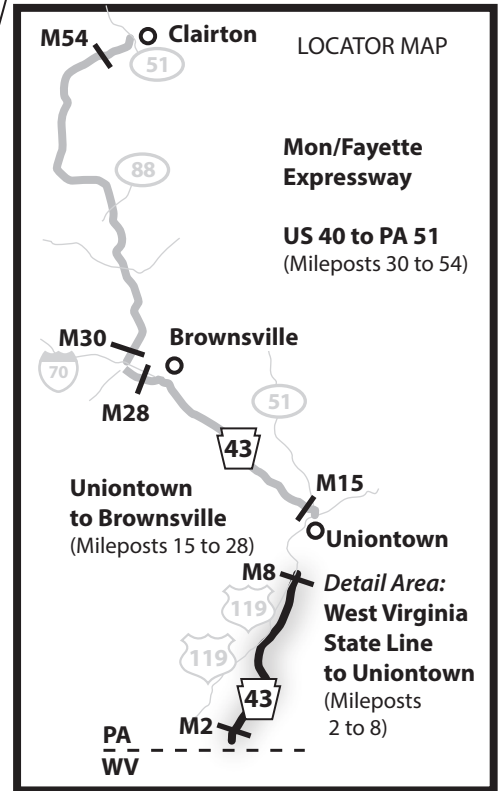
2 axle	3 axle	4 axle	5 axle	6 axle
1.55	2.60	3.85	5.05	6.25

#### E-ZPass


2 axle	3 axle	4 axle	5 axle	6 axle
.86	1.74	2.60	3.45	4.32

**M8**  
Big Six Road  
Ramp No Toll

**M2**  
Gans Road  
Ramp No Toll



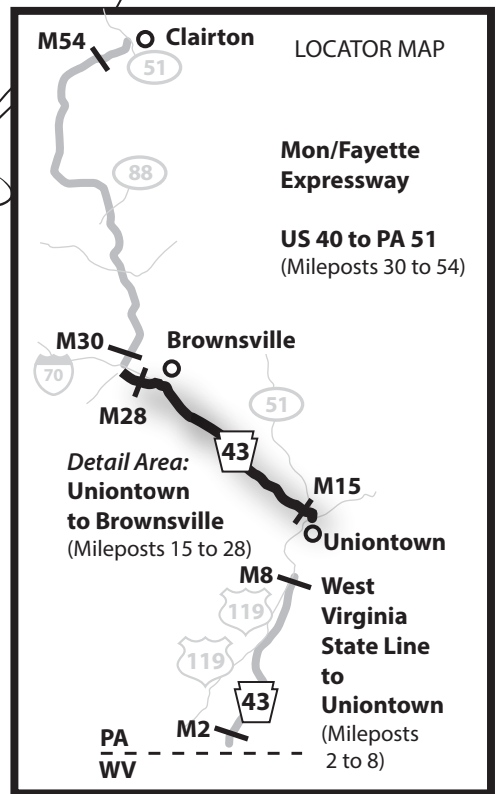
**PENNSYLVANIA**  
**WEST VIRGINIA**



- Ramp No Toll
- Mainline Toll Plaza
- Ramp/Toll Plaza

# Turnpike 43 - Mon/Fayette Expressway Uniontown to Brownsville

## CASH & E-ZPASS RATES



**M26 Ramp/Toll Plaza - Bull Run Rd.**  
Toll paid at Entry Northbound and Exit Southbound

Cash					
2 axle	3 axle	4 axle	5 axle	6 axle	
1.55	2.60	3.85	5.05	6.25	

E-ZPass					
2 axle	3 axle	4 axle	5 axle	6 axle	
0.86	1.74	2.60	3.45	4.32	

**M22 Ramp/Toll Plaza**  
Redstone Way  
Toll paid at Entry Northbound and Exit Southbound

Cash					
2 axle	3 axle	4 axle	5 axle	6 axle	
1.55	2.60	3.85	5.05	6.25	

E-ZPass					
2 axle	3 axle	4 axle	5 axle	6 axle	
0.86	1.74	2.60	3.45	4.32	

**M18 Ramp/Toll Plaza**  
Searights Road  
Toll paid at Entry Southbound and Exit Northbound

Cash					
2 axle	3 axle	4 axle	5 axle	6 axle	
1.55	2.60	3.85	5.05	6.25	

E-ZPass					
2 axle	3 axle	4 axle	5 axle	6 axle	
0.86	1.74	2.60	3.45	4.32	

**To M30**  
U.S. Route 40

**M28**  
PA Route 88  
Ramp No Toll

**M19 Mainline Toll Plaza**

Cash					
2 axle	3 axle	4 axle	5 axle	6 axle	
2.60	5.05	7.45	9.85	12.20	

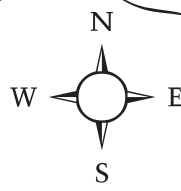
E-ZPass					
2 axle	3 axle	4 axle	5 axle	6 axle	
1.74	3.45	5.18	6.91	8.64	

**M15 Ramp/Toll Plaza**  
Old Pitt Road  
Toll paid at Entry Southbound and Exit Northbound

Cash					
2 axle	3 axle	4 axle	5 axle	6 axle	
1.55	2.60	3.85	5.05	6.25	

E-ZPass					
2 axle	3 axle	4 axle	5 axle	6 axle	
0.86	1.74	2.60	3.45	4.32	

Ramp No Toll  
 Mainline Toll Plaza  
 Ramp/Toll Plaza



# Mon/Fayette Expressway - US 40 to PA 51

## CASH & E-ZPASS Rates

### M48 Finleyville Ramp/Toll Plaza

Toll paid at Entry Southbound and Exit Northbound

#### Cash

2 axle	3 axle	4 axle	5 axle	6 axle
1.55	2.60	3.85	5.05	6.25

#### E-ZPass

2 axle	3 axle	4 axle	5 axle	6 axle
.86	1.74	2.60	3.45	4.32

### M54

PA Route 51 Jefferson Hills Ramp No Toll

### M52 Mainline Toll Plaza

#### Cash

2 axle	3 axle	4 axle	5 axle	6 axle
2.60	5.05	7.45	9.85	12.20

#### E-ZPass

2 axle	3 axle	4 axle	5 axle	6 axle
1.74	3.45	5.18	6.91	8.64

### M44 PA Route 136 New Eagle Ramp/Toll Plaza

Toll paid at Entry Southbound and Exit Northbound

#### Cash

2 axle	3 axle	4 axle	5 axle	6 axle
1.55	2.60	3.85	5.05	6.25

#### E-ZPass

2 axle	3 axle	4 axle	5 axle	6 axle
.86	1.74	2.60	3.45	4.32

### M36 I-70 Ramp No Toll

West: I-70 to Washington, PA  
East: I-70 to New Stanton

### M35 Mainline Toll Plaza

#### Cash

2 axle	3 axle	4 axle	5 axle	6 axle
2.10	3.85	5.70	7.45	9.25

#### E-ZPass

2 axle	3 axle	4 axle	5 axle	6 axle
1.30	2.60	3.89	4.18	6.48

### M39 Charleroi/Donora Ramp/Toll Plaza

Toll paid at Entry Southbound and Exit Northbound

#### Cash

2 axle	3 axle	4 axle	5 axle	6 axle
1.55	2.60	3.85	5.05	6.25

#### E-ZPass

2 axle	3 axle	4 axle	5 axle	6 axle
.86	1.74	2.60	3.45	4.32

### M34 Elco Ramp No Toll

S.R. 2033 to PA Route 88 and Elco

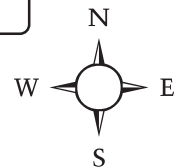
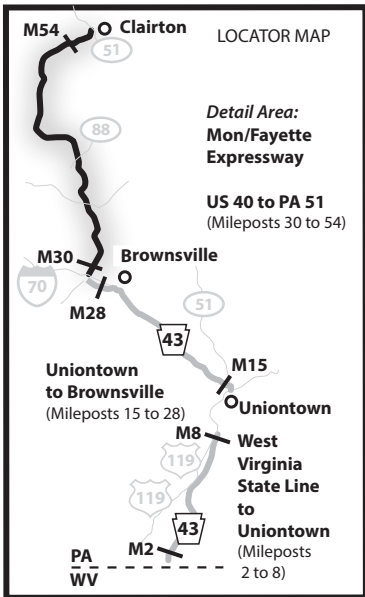
### M32 California Ramp No Toll

S.R. 2073 to California

### M30 U.S. 40 Ramp No Toll

East: U.S. 40 to Uniontown  
West: U.S. 40 to Washington, PA  
South: PA Route 88 to Fredericktown

To M28  
PA Route 88



- Ramp No Toll
- Mainline Toll Plaza
- Ramp/Toll Plaza