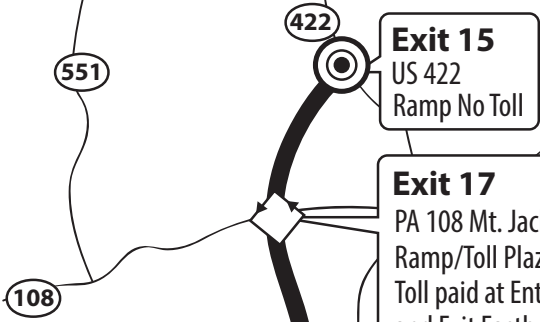


Beaver Valley Expressway (Toll 376) Toll Schedule Map

CASHLESS TOLLING: PA TURNPIKE TOLL BY PLATE & E-ZPASS RATES



Visit www.nocashzone.com for additional information on PA Turnpike TOLL BY PLATE.



Exit 15
US 422
Ramp No Toll

Exit 17
PA 108 Mt. Jackson Rd.
Ramp/Toll Plaza
Toll paid at Entry Westbound and Exit Eastbound

	2 axle	3 or more axles
TOLL BY PLATE	1.55	5.05
E-ZPass	.86	3.45

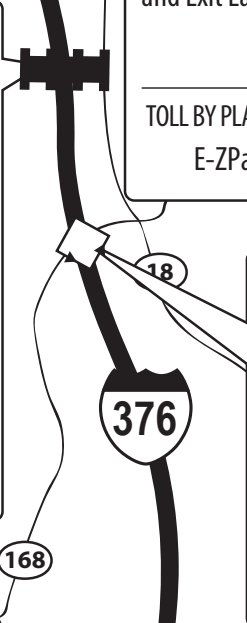
West Mainline Toll Plaza 18

TOLL BY PLATE

Class 1	Class 2	Class 3	Class 4	Class 5
2.60	3.85	4.55	5.70	7.45
Class 6	Class 7	Class 8	Class 9	
9.25	13.55	17.10	98.65	

E-ZPass

Class 1	Class 2	Class 3	Class 4	Class 5
1.74	2.60	3.03	3.89	5.18
Class 6	Class 7	Class 8		
6.48	9.51	12.08		



Exit 20
PA 168 Moravia
Ramp/Toll Plaza
Toll paid at Entry Eastbound and Exit Westbound

	2 axle	3 or more axles
TOLL BY PLATE	1.55	5.05
E-ZPass	.86	3.45

Exit 26
I-76 PA Turnpike
Ramp No Toll

Exit 29
PA 551 to PA 18 Beaver Falls
Ramp/Toll Plaza
Toll paid at Entry Westbound and Exit Eastbound

	2 axle	3 or more axles
TOLL BY PLATE	1.55	5.05
E-ZPass	.86	3.45

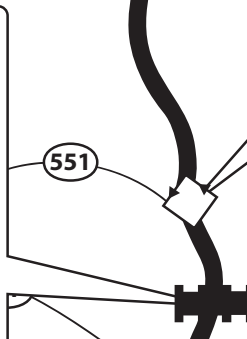
East Mainline Toll Plaza 30

TOLL BY PLATE


Class 1	Class 2	Class 3	Class 4	Class 5
1.55	2.10	2.60	2.60	3.85
Class 6	Class 7	Class 8	Class 9	
5.05	6.85	8.75	49.50	

E-ZPass

Class 1	Class 2	Class 3	Class 4	Class 5
.86	1.30	1.74	1.74	2.60
Class 6	Class 7	Class 8		
3.45	4.74	6.03		



Exit 31
PA 51 Chippewa
Ramp No Toll



- Ramp No Toll
- Mainline Toll Plaza
- Ramp/Toll Plaza